

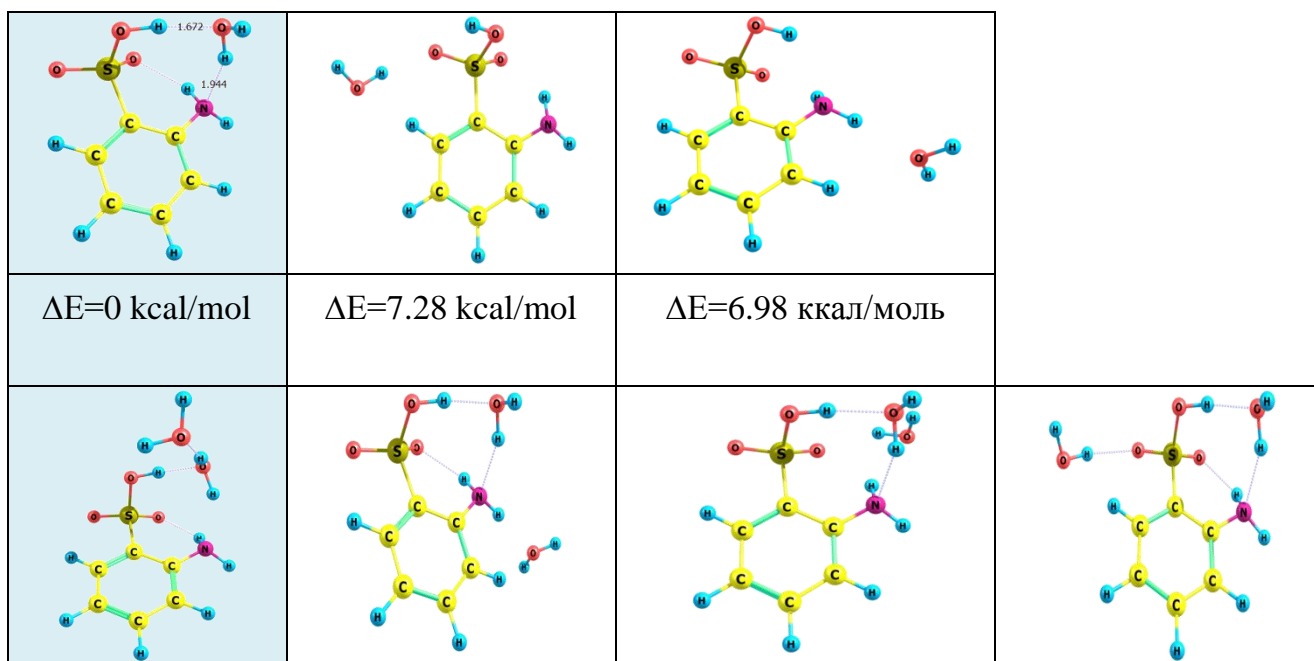
PREDICTION OF PROTON-DONOR PROPERTIES OF AROMATIC SULFONIC ACIDS AMINOSILANE

Aromatic sulfonic acids, due to their relatively high acidity, are promising compounds for modifying proton-exchange membranes of fuel cells of chemical current sources. To modify proton-exchange membranes, it is necessary to understand the regularities of changes in the proton-conducting capacity in the rows of sulfonic acids. To do this, it is advisable to use theoretical methods and various models of deprotonation. Since the presence of water in the membrane plays an important role in proton exchange processes, models should take this into account.

In the course of calculations, water molecules were added to 2-ABSA sequentially. By adding a single water molecule to the most energy-efficient 2-ABSC conformer, three different structures of the 2-ABSA complex were obtained: 1H₂O. In the most energetically advantageous complex, the water molecule is located between –SO₃H and –NH₂ groups, thus forming two intermolecular hydrogen bonds O–H...O (r = 1.672 Å) and O–H...N (r = 1.944 Å).

Modeling of 2-ABSA:2H₂O complexes was carried out on the basis of the most energy-efficient 2-ABC complex:1 H₂O. As a result, 4 variants of the geometric structure of 2-ABSA:2H₂O were obtained. A complex with minimal energy corresponds to a structure in which the second water molecule forms an intermolecular hydrogen bond with the first water molecule.

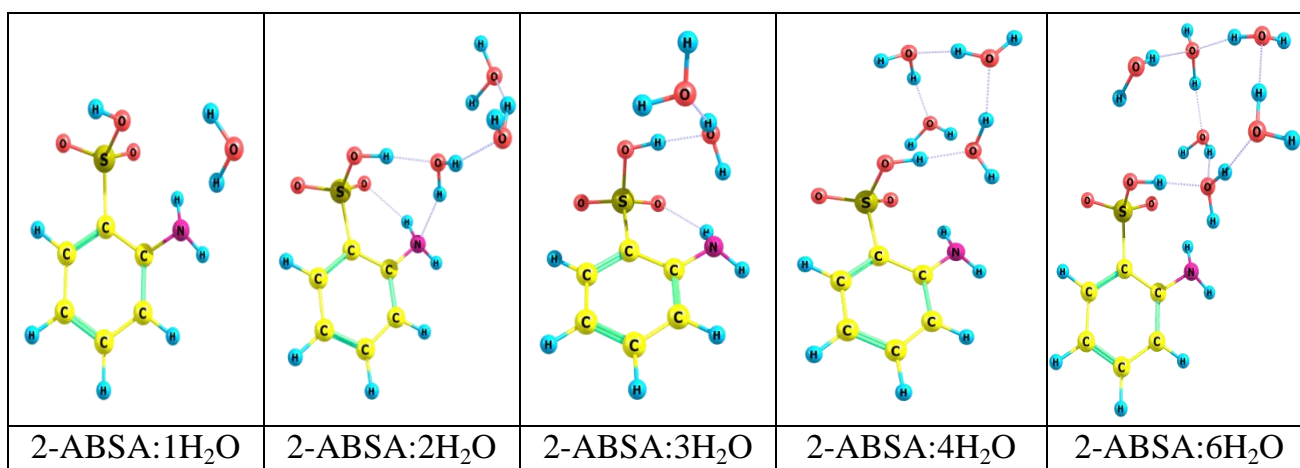
2-ABSA hydrate complexes: *n*H₂O



$\Delta E=0$ kcal/mol	$\Delta E=1.64$ kcal/mol	$\Delta E=0.32$ kcal/mol	$\Delta E=1.62$ kcal/mol
-----------------------	--------------------------	--------------------------	--------------------------

Similarly, the most energy-efficient structures of the previous step were used for the 2-ABSA:3H₂O and 2-ABSA:4H₂O complexes.

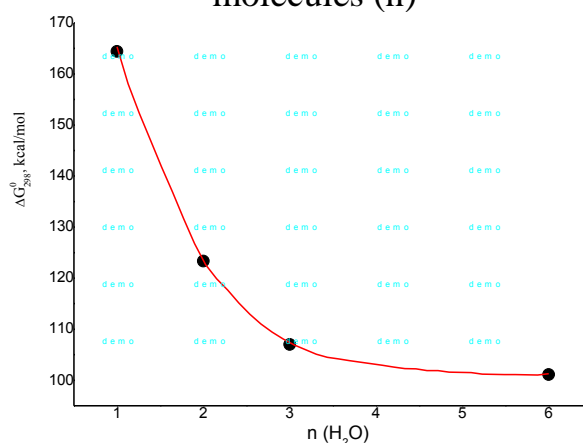
The geometric structure of hydrated complexes of 2-ABSA:nH₂O



Deprotonation energies of 2-ABSA in hydrate complexes

Dependence of the deprotonation energy of 2-ABSA:nH₂O complexes on the number of water molecules (n)

nH_2O	ΔG_{298}^0 , kcal/mol
n=1	164.4
n=2	123.34
n=3	107.01
n=6	101.13



Various variants of the structure of complexes were obtained, among which complexes with minimal energy have a structure characterized by the formation of hydrogen bonds between water molecules. Thus, each subsequent water molecule forms hydrogen bonds with other water molecules located in the complex, this is the most energy-efficient way. The deprotonation energies of 2-ABSA in each of the studied complexes were calculated. The resulting relationship between the number of water molecules in the complex and the Gibbs deprotonation energy is not linear, but exponential. The figure shows that for n = 3 and for n = 6, the values of ΔG_{298}^0 are almost identical.